

Summer Bible Story Activities

Daniel

Where to find the story of Daniel and the Lion's Den

- Daniel 6:1-28
- *The Spark Story Bible: Family Edition* pages 174-179



This week's activities

- Craft activities
 - Prayer Armbands
 - Kids make and wear an armband as a reminder that God keeps them safe
 - Prayer Cross
 - Kids make a wooden cross to keep near their bed as a reminder that God protects them
- Cooking activity
 - Face of Lion Pizza
 - Kids learn how God always takes care of us
- Activity pages
 - Pray to God
 - With Us Here?
 - Reading between the Lions
- Coloring pages
 - Let kids color their way through the story of Daniel and the Lion's Den
- Songs
 - Teach kids a song about the Daniel story

Making faith connections

Here are a few suggestions for ways you can enrich your child's engagement and learning with the story of Daniel.

- Family conversations
 - When you are frightened, who helps you feel safe?
 - When do you pray to God? What do you pray for?
 - Is fear good or bad? How can we work to make the world a less fearful place?
- Daniel prayed three times a day. Find three times during the day to pray together as a family: before or after meals, when you wake up, at nap-time, or before bed. Try some new ways of praying like singing or drawing a prayer.
- Pray for someone you know is going through a difficult time. Write a note to that person letting them know that you are praying for them.

A Prayer to Say Together

Dear God, we give you thanks that you are always with us. Help us to have confidence when we are afraid that your presence is sure. Amen.

Find more great stuff at sparkhouse.org



Daniel and the Lions Craft Activity

Prayer Armbands

Kids make and wear an armband as a reminder that God keeps them safe.

Supplies:

- Ruler
- Heavy decorative scrapbook papers
- Scissors
- Hole punch
- Colorful paper scraps, sequins, stickers, etc.
- Washable markers
- Glue sticks
- Stapler or tape
- Thin ribbon
- Construction paper (optional)
- Tempera paint (optional)
- Paint smocks (if using tempera paint)

Set Up:

Cut the heavy paper into armband pieces. These should be about 2" (3 cm) wide and long enough to go around each kid's upper arm (with some overlap for fastening).

Instructions:

God keeps us safe! Isn't that good to know? In the Bible story about Daniel and the lions, Daniel prayed and prayed and prayed. He prayed to God every day, and that made God happy. We're going to make prayer armbands to help us remember Daniel when we pray. God keeps us safe!

- Let each kid choose a paper strip for an armband. Assist with writing his or her name on the back of the armband.
- Let kids decorate armbands with the paper scraps, sequins, stickers, or markers.
- Add ribbon fringe. Punch a few holes along the bottom of one long side of the armband. Slip pieces of ribbon through, tying them securely.
- Wrap an armband around a kid's upper arm, tape securely, and cut and dispose of any excess paper.
- As you work with the kids, talk about how God keeps us safe, including the idea that God uses other people to keep us safe, too.

God kept Daniel safe—even from the lions—and God keeps us safe, too. Sometimes, God puts other people in our lives to keep us safe. I hope that when you wear your armbands, you will remember that God keeps you safe!

If you have less time . . .

Pre-punch a border of holes along the bottom of one long side of the armband. Tie ribbons through before kids do their decorating. Only use markers and stickers to decorate the armbands.

If you have more time . . .

Using plain construction paper, decorate the armbands by fingerpainting with tempera paints.

Daniel and the Lions Craft Activity

Prayer Cross

Kids make a wooden cross to keep near their bed as a reminder that God protects them.

Supplies:

- Pictures or samples of different kinds of crosses
- Rectangular wood scraps, 5-12" (13-30 cm) long
- Wood glue
- Markers or paints and brushes
- Newspaper
- Twigs, optional
- Shoelaces or leather string, optional

Set- Up:

1. Cut and sand the rectangular pieces of wood.
2. Collect some pictures or examples of different types of crosses to show kids.

Instructions:

How do you think Daniel felt when he was tossed into the lion's den? How would you have felt? I'm pretty sure part of him was scared, but I also think that Daniel knew how much God loved and protected him. God loves and protects us, too. What are some of the ways that you feel safe with God? Today we're going to make a special cross to keep by our beds.

1. Show kids the pictures of cross designs you have collected.
2. Let kids look through the pieces of wood and choose two they would like to use to make their own cross.
3. Help kids glue the two wood pieces together.
4. Use the markers or paints to decorate the crosses.

Your crosses look great! Can you think of a special place you want to put your cross? Whenever you look at your cross, I hope you will remember how much God loves and protects you.

Daniel and the Lions Cooking Activity

Scripture Reference: Daniel 6:1–28 or *The Spark Story Bible: Family Edition* pages 174-179.

Before you begin:

Ask kids: Who are some of the people who take care of you? What are some of the ways they take care of you? Has anyone ever saved you from a wild animal attack? Our Bible story is about someone who did just that!

Read the story of Daniel and Lions together.

Ask kids: Who did Daniel pray to every day? (God) Who did the new law say Daniel was supposed to pray to? (King Darius) What happened when Daniel prayed to God instead of the king? (He was thrown into the lions' den.) What would you have done if you were Daniel? Allow kids to respond. Daniel must have been afraid of the lions, but Daniel knew God would take care of him. God did take care of Daniel and Daniel wasn't hurt. God takes care of us!

Let's make some lions to eat while we talk about the story!

Face of a Lion

Supplies

- Aluminum foil
- Spoons
- Plastic knives
- Paper plates
- Napkins
- Bowls
- Baking sheets
- Broiler
- Oven mitts
- Cooling racks

Ingredients (makes one lion face per kid):

- Tortillas, 1 per kid
- Cojack cheese (shredded), 2 Tbs. (30 ml)
- Cheddar cheese (shredded), ¼ C (60 ml)
- String cheese, 1 stick per kid
- Olives (green or black), 2 slices per kid
- Pepperoni, 1 or 2 slices per kid
- Red bell pepper, 1 thin strip per kid

Set Up: Measure out each kid's portion of cheese into individual bowls. Slice the olives, pepperoni and pepper if necessary. Prepare a space where kids can work.

Activity Instructions

Daniel was thrown into the lions' den for praying to God instead of King Darius. Daniel must have been afraid of the lions! God took care of Daniel and the lions didn't hurt him. We're going to make tortillas that look like the lions that Daniel spent the night with! Remind kids to wash their hands before starting the activity.

1. Gather the kids at the workspace.
2. **Who was Daniel's good friend? (King Darius) Here's something shiny to remind you of the king.** Give each kid a piece of aluminum foil to work on.
3. **King Darius put Daniel in charge of a large part of his kingdom.** Give each kid a tortilla to place on their foil.
4. **Why were some men jealous of Daniel? (They were only in charge of a small part of the kingdom.) Make a small circle of cheese in the middle of your tortilla to show the small amount the men were in charge of.** Have each kid spread their Cojack cheese into a circle in the middle of their tortilla.
5. **The men tricked King Darius into making a law. Who did the law say everyone was supposed to pray to? (King Darius)** Have kids put an olive slice toward the top of their cheese circle for King Darius. **Who did Daniel pray to instead? (God)** Have kids put a second olive slice on their cheese for God.
6. **The men caught Daniel praying to God and told King Darius about it. They reminded the king about the punishment for breaking the law. What was supposed to happen to Daniel? (be thrown into the lions' den)** Give kids the cheddar cheese. **Sprinkle this cheese in a circle, all around the outside edge of your other cheese, for the lions' den.**
7. **Did King Darius want to put Daniel in the lions' den? (no) But the men reminded him of the law. What do you think Daniel thought about being thrown into the lions' den?** Allow kids to respond. **Let's finish making our lions.**
8. Give each kid a slice or two of pepperoni and a plastic knife. **Cut the pepperoni into pieces to use for your lion's nose and ears.**
9. Give each kid a stick of string cheese. Demonstrate how to pull strings off of the stick. **Use these strings of cheese to make whiskers for your lion.**
10. Give each kid a strip of bell pepper. **Add this pepper to make the mouth.**
11. Set broiler temperature to Low. **It's time to put Daniel in the lions' den with the lions!** Help kids place their foil sheets on baking sheets.
12. Broil tortillas for 1 to 3 minutes, until cheese melts, but doesn't burn. **What did King Darius do all night while Daniel was in the lions' den? (stayed awake worrying) What did Daniel do when he was in the lions' den? (prayed for God to help him)**
13. Remove tortillas from the oven and let cool on racks. **When morning came, King Darius rushed to check on Daniel. What did the king find? (Daniel was**

safe.) What did Daniel tell the king? (God was with him and kept the lions' from hurting him.)

14. Enjoy the tortillas! **King Darius was so happy to see that God kept Daniel safe! The king believed in God from that day on. God took care of Daniel just like God takes care of us!**

Follow-up:

Daniel and King Darius were friends. Some men were jealous of Daniel. The men tricked King Darius into a law that said everyone must pray to the king. Who did Daniel pray to? (God) What happened to Daniel? (He was thrown into the lions' den.) Daniel wasn't hurt. God took care of Daniel just like God takes care of us. How does God take care of you? Allow kids to respond.

Prayer Time

Dear God,

Daniel trusted you and you kept Daniel safe.

I trust you, too.

Thank you for keeping me safe and taking care of me this week.

Amen

Pray to God

Daniel prayed to God and God was with Daniel. God kept Daniel safe. Follow the path of letters that spell the word PRAY to help Daniel get from the lions to King Darius. Start with the letter "P".



P	R	S	K	L	M	E	D	Q	Z
O	A	Y	P	Q	P	R	A	B	D
J	M	T	R	A	Y	U	Y	P	R
Q	W	F	E	Z	N	V	D	Q	A
A	R	P	K	G	D	A	R	P	Y
Y	G	Y	K	L	Z	Y	D	C	L
P	Q	A	L	F	H	P	R	I	Z
R	B	R	K	X	M	F	A	H	Z
A	H	P	Y	A	R	P	Y	Q	S
Y	O	S	K	L	M	E	D	Q	T



Pray to God Solution

Daniel prayed to God and God was with Daniel. God kept Daniel safe. Follow the path of letters that spell the word PRAY to help Daniel get from the lions to King Darius. Start with the letter "P".




		S	K	L	M	E	D	Q	Z
O	A	Y	P	Q	R	A	B	D	
J	M	T	A	U	P	R			
Q	W	F	E	Z	N	V	D	Q	
	R	K	G	D	A	P	P	Y	
Y	G	K	L	Z	Y	D	C	L	
P	Q	L	F	H	P	I	Z		
R	B	K	X	M	F	A	H	Z	
A	H	Y	A	P	P	Y	Q	S	
Y	O	S	K	L	M	E	D	Q	T



With Us Here?

Fill in the squares with places that God is with you. That's right, everywhere!
See if you can find words to fit the squares.



Reading between the Lions Solution

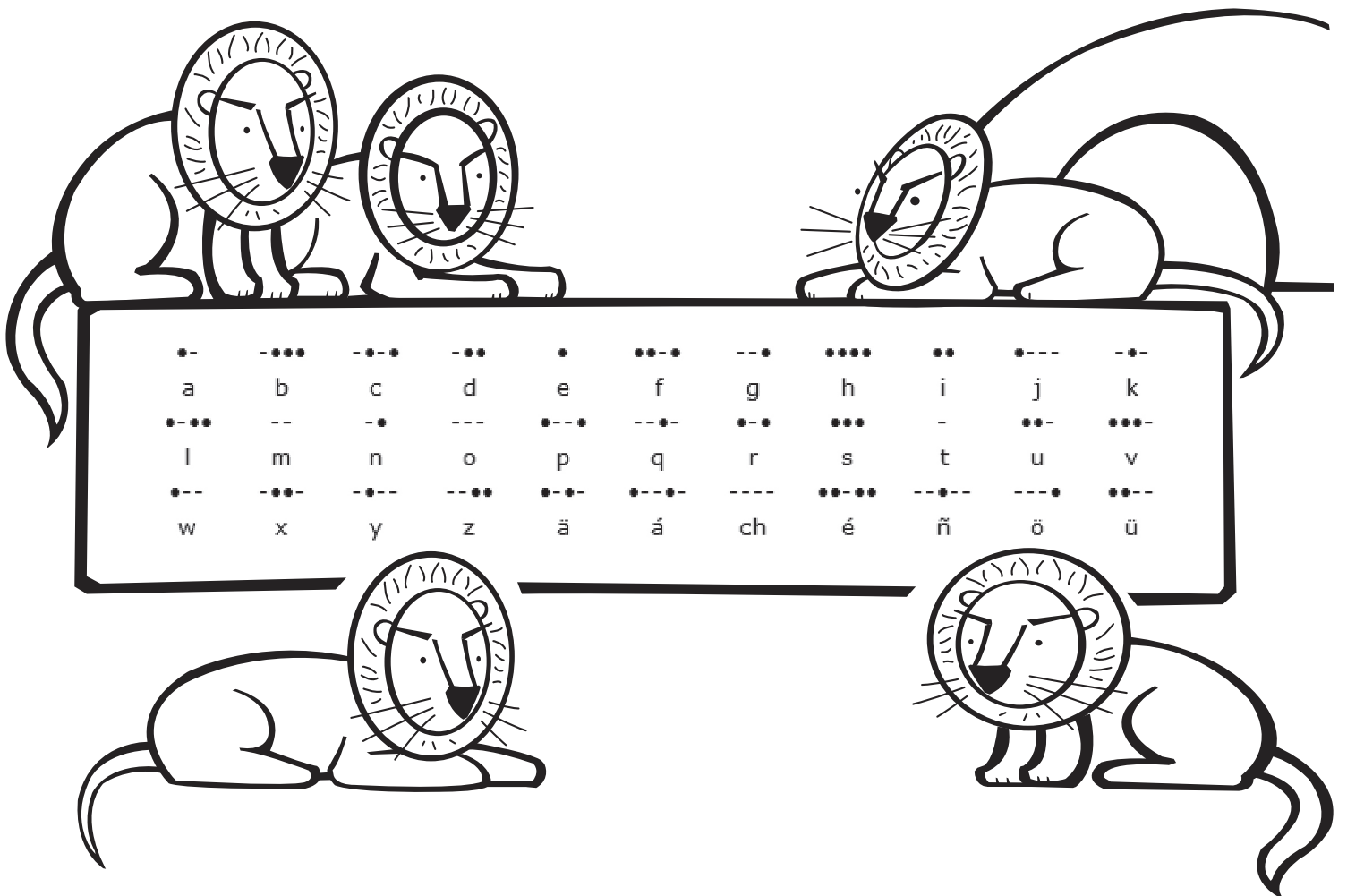
Decode this Morse Code message to discover what happened when Daniel spent the night in a den of lions.

G O D S E N T H I S A N G E L S

A N D S H U T T H E

L I O N S'

M O U T H S.



Daniel and the Lions



From that day on King Darius believed in God.

Daniel and the Lions




King Darius and Daniel were good friends.

Daniel and the Lions



Daniel was put in with the lions.

Daniel and the Lions



In the lion's den, it was dark and scary.

Daniel and the Lions



“Heh! Heh!” they thought. “We’ll get Daniel yet!”

Daniel and the Lions



Daniel prayed, "God, I know you are with me. Please help me!"

Daniel and the Lions Song

To the tune "Joshua fit the Battle of Jericho".

Daniel was thrown into the lions' den, lions' den, lions' den
Daniel was thrown into the lion's den,
Cause he prayed to God alone.

God sent his angel to the lions' den lions' den, lions' den
God sent his angel to the lions' den
And he shut the lions' mouths.